


HTC FILTER NOZZLE + FIXING NUT

1


Insert the Nozzle into the hole from the top side of the plate and block it



*Check holes in the plate!
Make sure the hole is suitable
for the Nozzle's thread*

2

Screw the nut from the bottom and keep the nozzle blocked




*Check plate thickness!
Make sure the thread will be
long enough*

3

Screw the Nut from the bottom and keep the nozzle blocked

*Torque setting 20.0 Nm
Screwing speed less than
200 rpm*



*Check the assembly!
The Nozzle will not have to
move and have to join
perfectly with the plate*

SUGGESTED DEVICES

CHTT TORQUE SCREWDRIVER
CHTC TORQUE SCREWDRIVER

