


HT FILTER NOZZLE ON THREADED PLATE

1


Screw the Nozzle into the threaded hole from the top side of the plate



Check thread in the plate!
The nozzle's thread must match with the thread in the plate

2


Screw the Nozzle by hand. You should not have any trouble



Check nozzle's thread!
if you turn it with difficulty the thread of the nozzle could be damaged

3

Torque setting 10.0 Nm
Screwing speed less than 200 rpm



Check the assembly!
The Nozzle will not have to move and have to join perfectly with the plate

SUGGESTED DEVICES

CHTT TORQUE SCREWDRIVER
CHTC TORQUE SCREWDRIVER



CHTT



CHTC